

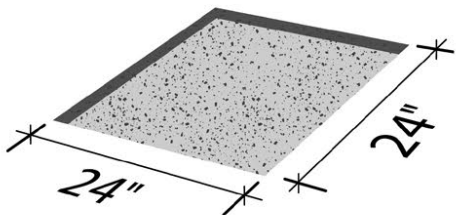
INSTALLATION | DECK FOOT ANCHOR™ Floating

IMPORTANT

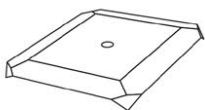


THIS PRODUCT IS DESIGNED FOR FREE-STANDING STRUCTURES. IT MAY NOT WORK IN YOUR SOIL. ROCKS, ROOTS OR A WEAK IMPACT WRENCH MAY PREVENT THE AUGER FROM DRIVING FULLY INTO THE SOIL. CONTINUOUS TORQUE, ONCE STOPPED BY AN OBSTRUCTION, CAN DESTROY THE AUGER. IMPROPERLY SIZED SOCKETS CAN STRIP THE DRIVER HEAD. DESIGNED FOR COMPRESSION LOAD APPLICATIONS ONLY.

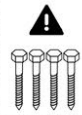
- 1** Remove Sod and any organic material. Add 2"–3" of 1/2" Crushed Stone or Stone Dust Base



DECK FOOT ANCHOR™



TIDKP



1/4 X 3" LAG SCREWS SOLD SEPARATELY

M16 2.0 THREAD




TIGA600 - or - TIGA900

POST SADDLE



TIDP442 - or - TIDP662

TOOLS NEEDED



12 MM AND 24 MM, 6 POINT DEEP IMPACT SOCKET



350 FT-LBS. CORDED OR 18V CORDLESS 1/2" IMPACT WRENCH

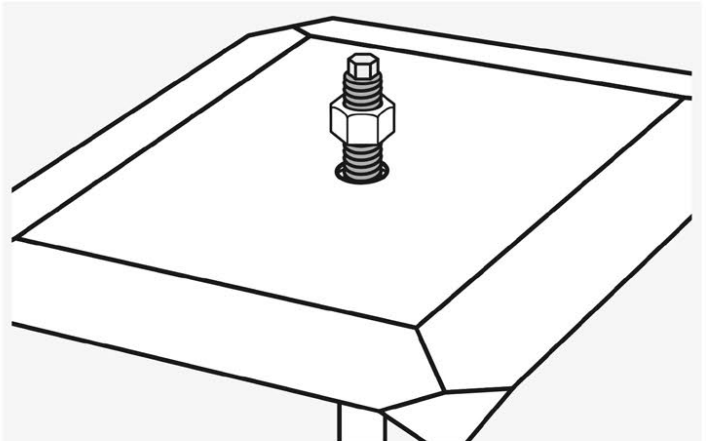
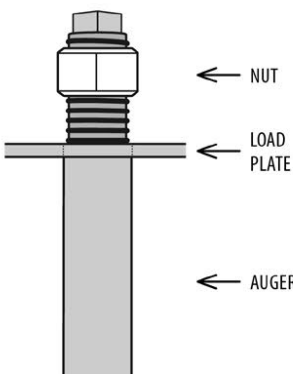


12 POINT SOCKET



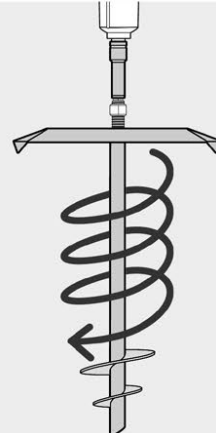
1/2"

- 2** Assemble parts

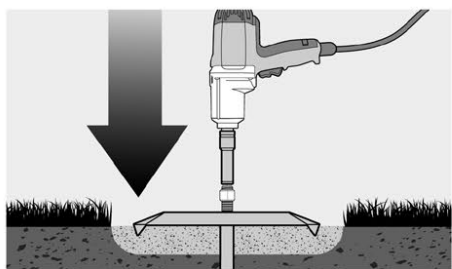


- 3**

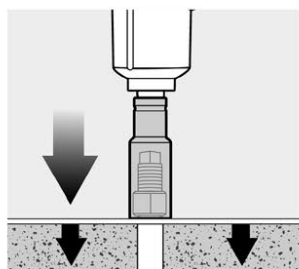
Drive Anchor down.



- 4** Set NUT about half way up threaded rod. Drive auger until top of plate contacts nut.



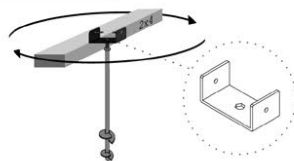
- 5** Drive NUT down fully to seat plate on auger tube.



If installing BY HAND use the Hand Auger Tool or a Breaker Bar.

OPTION 1

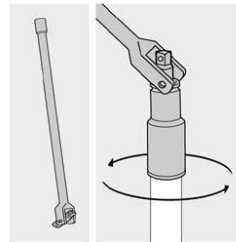
DIYers! HAND AUGER TOOL



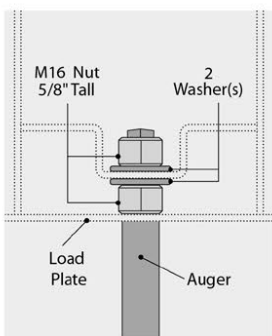
AT2035 Sold separately. Wood and fasteners not included.

OPTION 2

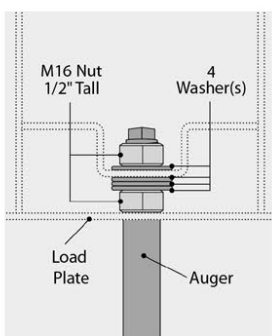
24" BREAKER BAR



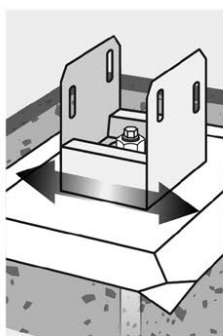
- 6** Washer and Nut Combinations depend on height of nuts.



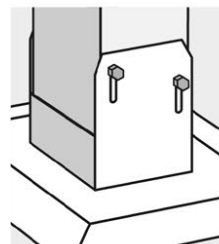
or



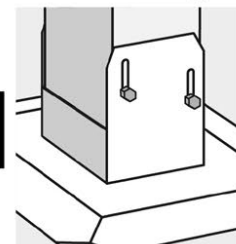
Adjust position before fastening.



- 7A** Fasten Screws at the top for Intertek CCR Standards.



- 7B** Fasten Screws at the bottom to use Terra-Shift™ Technology.



Stop as soon as screw contacts bracket.



DO NOT USE FOR LATERAL LOADS

ATTENTION

INTERTEK ENGINEERING REPORTS ARE FOR GUIDANCE ONLY AND SUBMITTING THEM IN SUPPORT OF A BUILDING PERMIT APPLICATION DOES NOT NECESSARILY MEAN YOUR PLANS WILL BE ACCEPTED BY LOCAL BUILDING OFFICIALS.



ENGINEERING REPORTS FOR APPLICATION SUITABILITY



DECK FOOT ANCHOR™ FLOATING / TIDP442 / TIDP662 / TIDKP / TIGA600 / TIGA900

PATENT NO US 9,309,688



www.titanbp.com/warranty
WARRANTY
Titan Building Products offers a Limited Manufacturer's Warranty. Terms and Conditions Apply.

TITAN BUILDING PRODUCTS
THE ART OF BUILDING
More Outdoor Beauty... Real easy.



1-866-577-8868

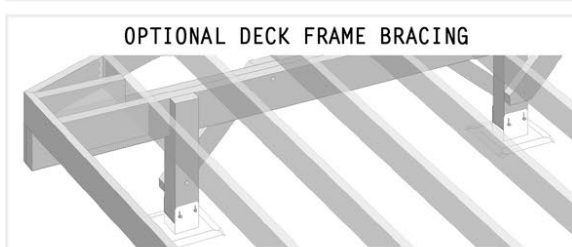
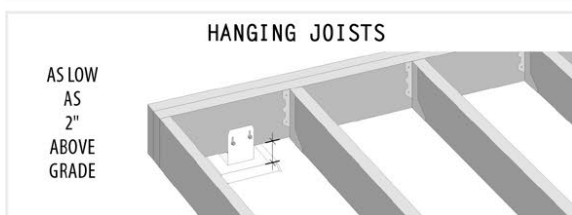
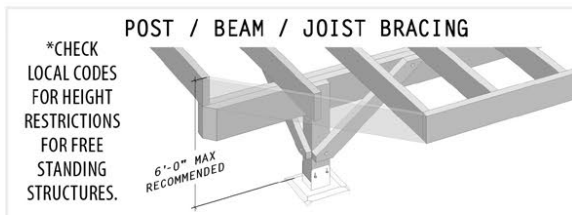
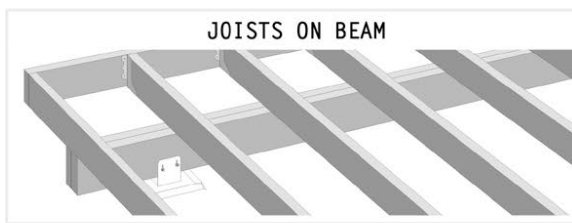
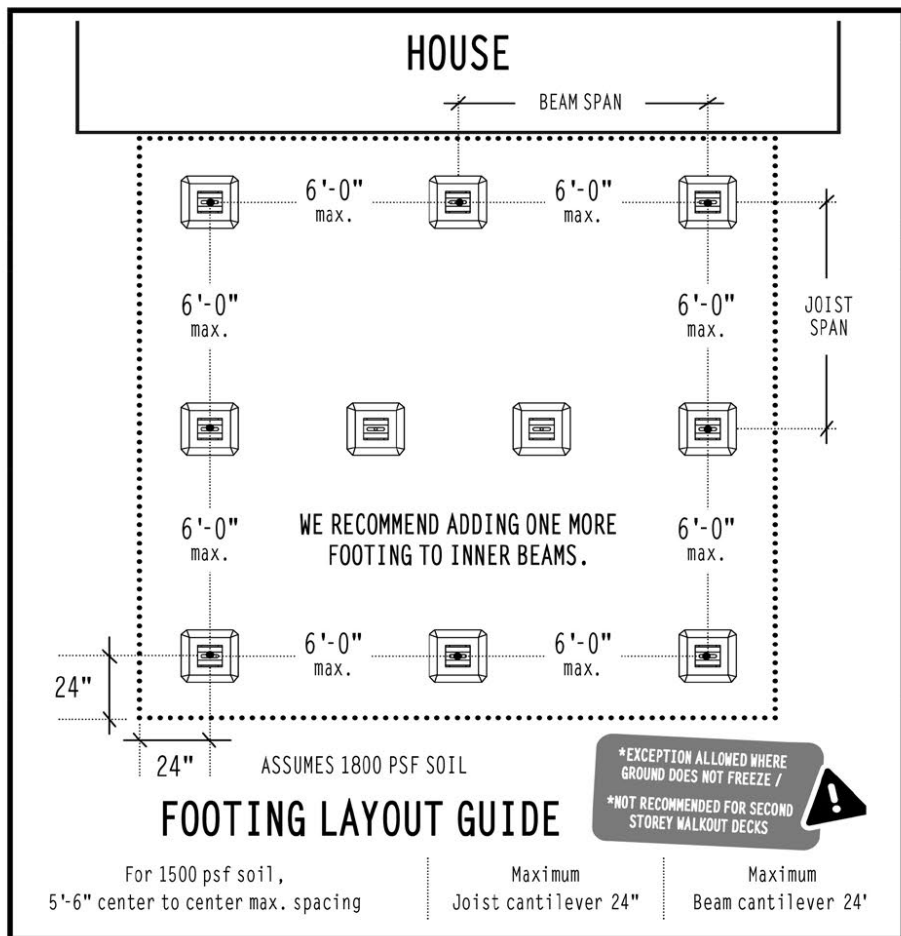
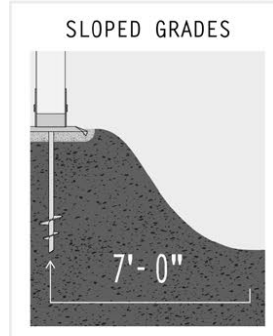
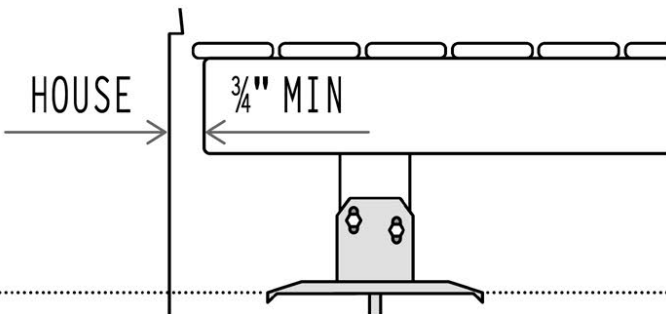
www.titanbp.com

INSTALLATION | DECK FOOT ANCHOR™ Floating

⚠ DO NOT ATTACH TO HOUSE

***Designed for non-ledger attached decks.**

*EXCEPTION ALLOWED WHERE GROUND DOES NOT FREEZE.
 NOT RECOMMENDED FOR SECOND STOREY WALKOUT DECKS.
 NOT INTENDED FOR FENCES OR OTHER STRUCTURES
 REQUIRING LATERAL LOAD RESISTANCE.

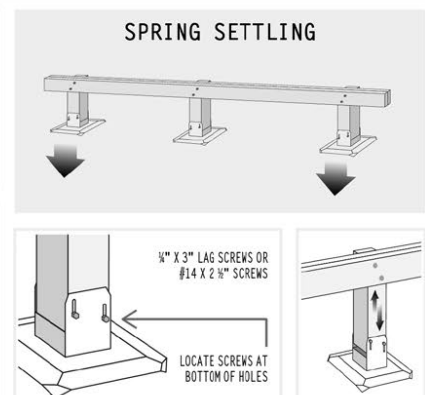
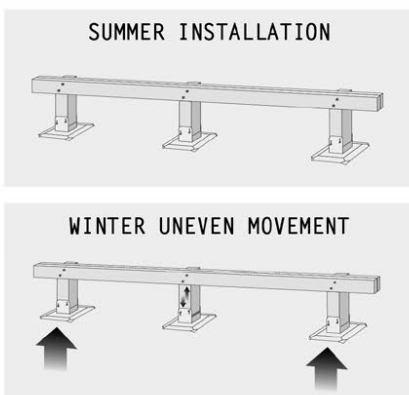


'A SHOCK ABSORBING SYSTEM FOR YOUR DECK'

TERRA-SHIFT™ Technology

The *Deck Foot Anchor™* uses our patented *Terra-Shift™ post bracket system* to help keep soil around the anchor undisturbed and prevent damage to all post and beam and other structural connections.

HERE IS HOW IT WORKS:
 The fastener slide holes reduce friction between the post and bracket just enough so that if the soil shifts or expands unevenly along a series of footings under a beam, the post is free to slide vertically and then settle back to normal. It's like a shock absorbing system for your deck.



Titan Building Products
Deck Foot Anchor™



CODE COMPLIANCE
 CCR-0495

CERTIFIED TO:
 IRC 2021, AC308
 AC308, AC13, ASTM D1143, ASTM D3689

Consult the Design Listing for construction of the approved assembly

Refer to the Intertek Directory of Building Products (<https://bpdirectory.intertek.com>) for detailed information.

******* ATTENTION *******

This product is not for industrial, commercial or apartment building applications. It is for private residential use only. If you wish to use this product for any residential code application, engage local professionals before beginning work: (i) to ensure that this product is appropriate for your intended use and that the structural components which this product is to be used in conjunction with are sound and that the work area is safe and free from all potential hazards including utilities and other services, (ii) to provide clarification if these warnings are unclear or you do not understand any of the information in the installation instructions for this product. Always comply with applicable building codes. Be aware that building codes may vary.

When using tools always comply with the applicable user manuals and instructions. Everyone in the vicinity of any work area must wear appropriate protective gear including gloves, footwear, eyewear, hardhat and appropriate clothing. Inspect and maintain these products and the structural components that they are used in connection with on a regular basis using professionals when appropriate. Always work in a safe manner.

QUESTIONS? 1-866-577-8868 IN NO EVENT SHALL TITAN BUILDING PRODUCTS BE LIABLE FOR ANY LOSS OR DAMAGE, DIRECT OR OTHERWISE, WHICH RESULTS FROM THE IMPROPER INSTALLATION OR USE OF THIS PRODUCT. IF FOR ANY REASON TITAN BUILDING PRODUCTS BECOMES LIABLE FOR LOSS OR DAMAGE, DIRECT OR OTHERWISE, THE AGGREGATE LIABILITY OF TITAN BUILDING PRODUCTS SHALL BE LIMITED TO THE RETAIL PURCHASE PRICE OF THE PRODUCTS.

DECK FOOT ANCHOR™ FLOATING / TIDP442 / TIDP662 / TIDKP / TIGA600 / TIGA900 PATENT № US 9,309,688



www.titanbp.com/warranty
WARRANTY
 Titan Building Products offers a Limited Manufacturer's Warranty. Terms and Conditions Apply.



1-866-577-8868

www.titanbp.com