



International Residential Code (IRC)

This product may not be suitable for residential building code applications in your area. Do not use this product for residential guard rails unless you have it approved by local authorities. Download and read the engineering report carefully. Engineering reports provide guidance only and complying with them does not necessarily mean your structure will be code compliant. They are based on the specific assembly tested for each report. Some areas do not permit any end post attachment means. Any variation from the assemblies and manner of testing stated in our engineering reports is outside of the scope of the report.

REPORT NO **103643197TOR-005** REPORT NAME **Post Anchor 6x6 & 4x4-6'x42"H Continuous Cap Rail USA**
<https://titanbp.com/resources/engineering-reports-new/>

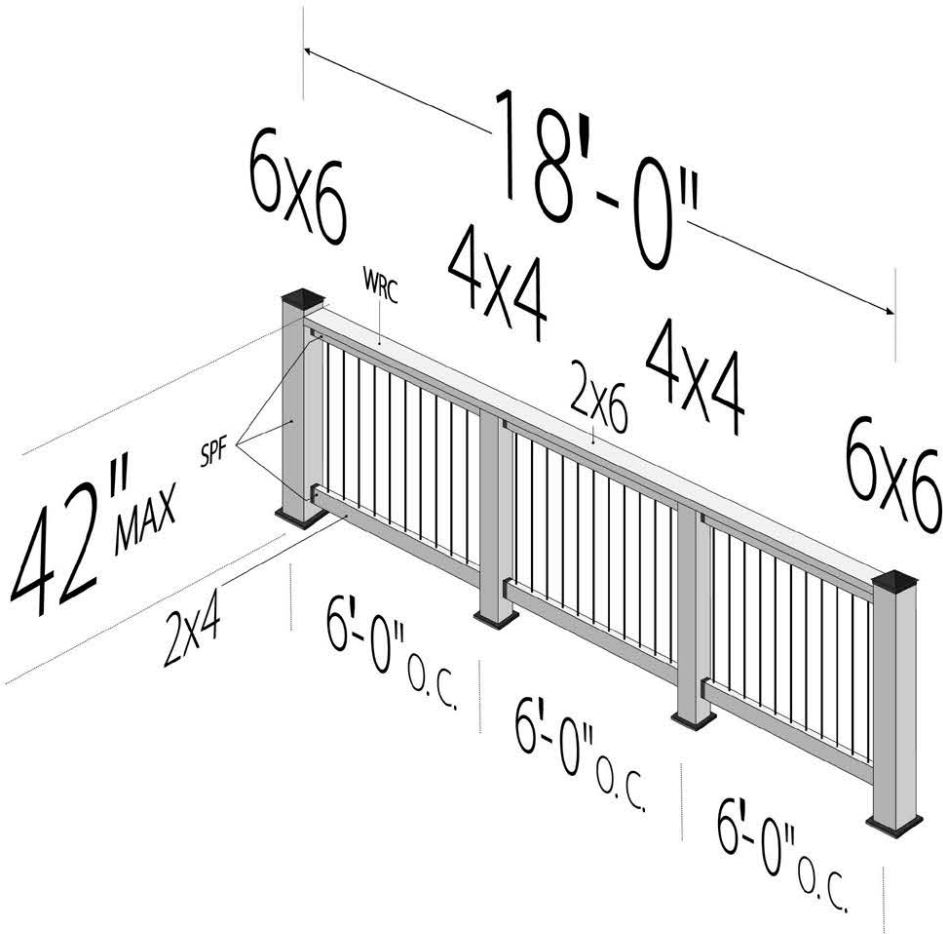
ENGINEERING
REPORTS FOR
APPLICATION
SUITABILITY



AC 273 2017

1.

6X6 WITH 4X4, 42" HIGH, 6'-0" O.C.

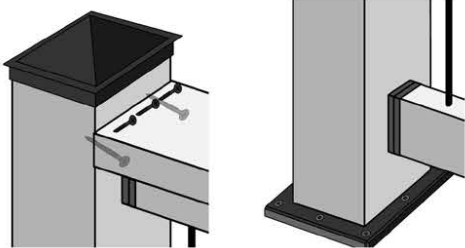


SPF-SPRUCE / PINE / FIR

WRC-WESTERN RED CEDAR

2.

TOP / BOTTOM /
END POST TO RAIL

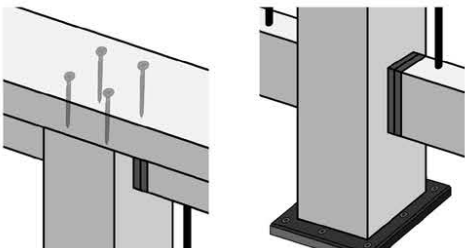


(5)
#10X3-1/2"

TISR241
CONNECTOR

3.

TOP / BOTTOM /
LINE POST TO RAIL

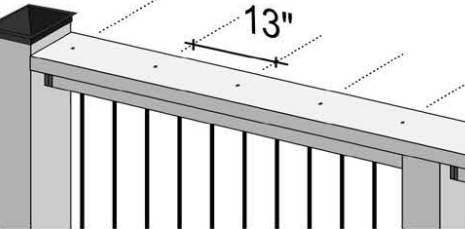


(4)
#10X3-1/2"

TISR241
CONNECTOR

4.

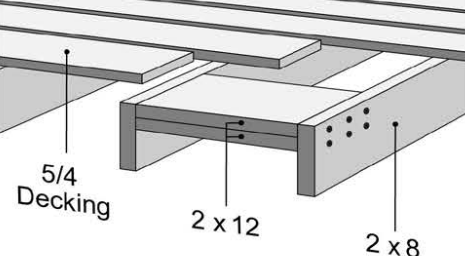
CAP RAIL SCREW
PATTERN



#10 X 3-1/2"

5.

BLOCKING



5/4
Decking


2 x 12

2 x 8

SPF

(12)
#10 X 3-1/2"

OPTIONAL

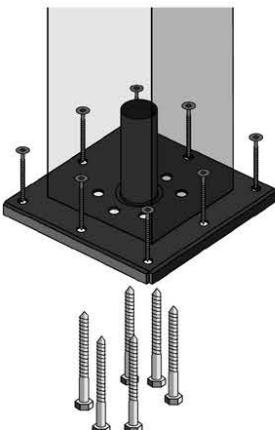


POST
BRACE

NOT USED IN TEST
BUT AVAILABLE

6.

6X6 POST
ANCHOR

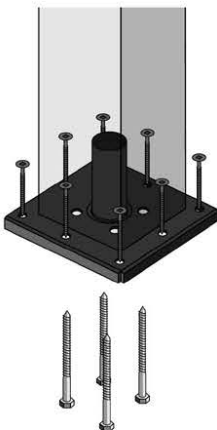


(8)
#14 X 4"

(6)
1/2" X 5"

7.

4X4 POST
ANCHOR



(8)
#14 X 4"

(4)
1/2" X 5"



All tests results are based on lab tests. Specific job site conditions should be taken into consideration when building with this product. Because applications and site conditions vary, we assume no liability for use of this information.

REV: 11/02/23

National Building Code of Canada (NBC)

This product may not be suitable for residential building code applications in your area. Do not use this product for residential guard rails unless you have it approved by local authorities. Download and read the engineering report carefully. Engineering reports provide guidance only and complying with them does not necessarily mean your structure will be code compliant. They are based on the specific assembly tested for each report. Some areas do not permit any end post attachment means. Any variation from the assemblies and manner of testing stated in our engineering reports is outside of the scope of the report.

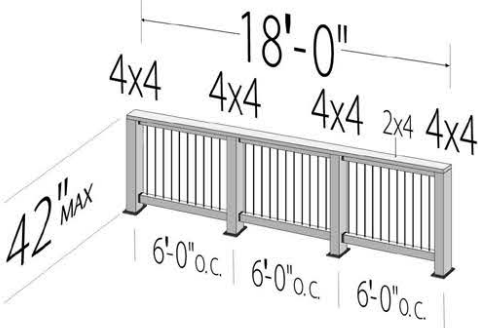
<https://titanbp.com/resources/engineering-reports-new/>

ENGINEERING
REPORTS FOR
APPLICATION
SUITABILITY



REPORT NO ▶ 103914490TOR-003

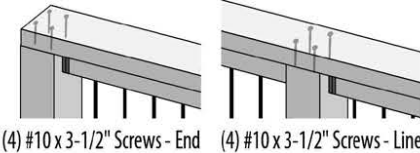
6X6 WITH 4X4, 42" HIGH, 74-3/8" MAX, O.C.



SPF - Spruce / Pine / Fir

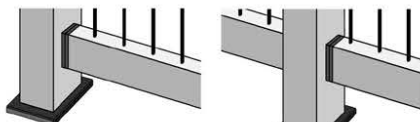
REPORT NAME ▶ Post Anchor 4x4 - 6' x 42" H CAN

TOP / POST TO RAIL/ END / LINE



(4) #10 x 3-1/2" Screws - End (4) #10 x 3-1/2" Screws - Line


BOTTOM / POST TO RAIL / END / LINE



TISR241 Connector TISR241 Connector

CORNER TO CORNER 36'-0" CORNER TO END 18'-0"

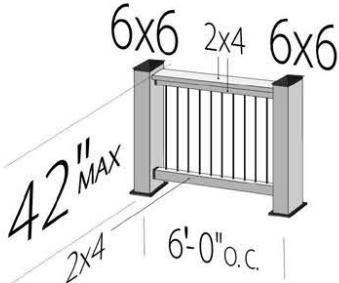
CAP RAIL SCREW PATTERN



#10 X 3-1/2" Screws

REPORT NO ▶ 100604363TOR-004C

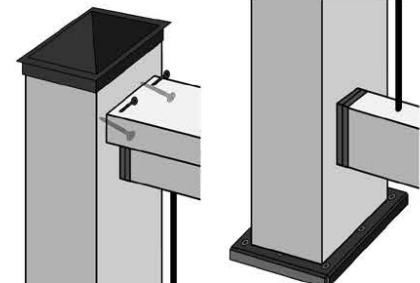
6X6, 42" HIGH, 6'-0" O.C.



SPF - Spruce / Pine / Fir

REPORT NAME ▶ Post Anchor 6x6 - 6' X 42" H CAN

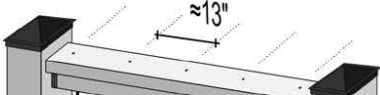
TOP / BOTTOM / END POST TO RAIL



(4) #10 x 3-1/2" Screws - End TISR241 Connector - End

ENDLESS

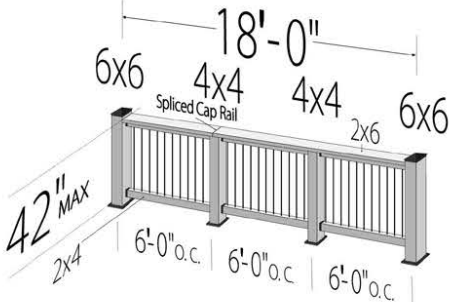
CAP RAIL SCREW PATTERN



#10 X 3-1/2" Screws

REPORT NO ▶ 1103645361TOR-003

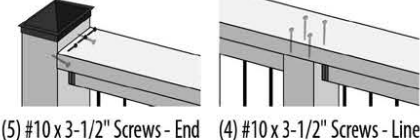
6X6 WITH 4X4, 42" HIGH, 74-3/8" MAX, O.C.



SPF - Spruce / Pine / Fir

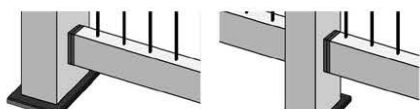
REPORT NAME ▶ Post Anchor 6x6-4x4 - 6' x 42" H Spliced Cap Rail SPF

TOP / POST TO RAIL/ END / LINE



(5) #10 x 3-1/2" Screws - End (4) #10 x 3-1/2" Screws - Line


BOTTOM / POST TO RAIL/ END / LINE



TISR241 Connector - End TISR241 Connector - Line

ENDLESS

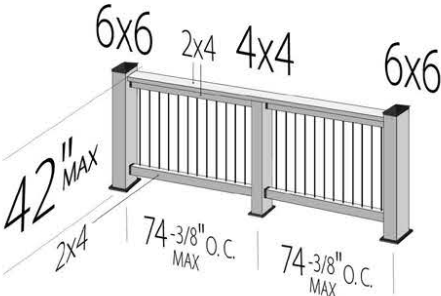
CAP RAIL SCREW PATTERN



#10 X 3-1/2" Screws

REPORT NO ▶ 100390597TOR-003B

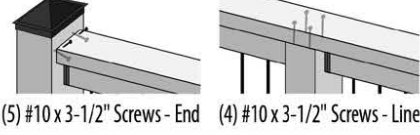
6X6 WITH 4X4, 42" HIGH, 74-3/8" MAX, O.C.



WRC - Western Red Cedar

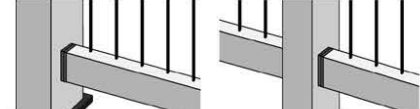
REPORT NAME ▶ Post Anchor 6x6-4x4 - 6' x 42" H Continuous Cap Rail Cedar

TOP / POST TO RAIL/ END / LINE



(5) #10 x 3-1/2" Screws - End (4) #10 x 3-1/2" Screws - Line

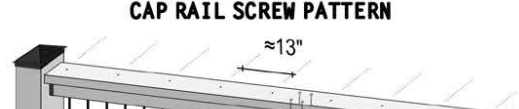
BOTTOM / POST TO RAIL/ END / LINE



TISR241 Connector - End TISR241 Connector - Line

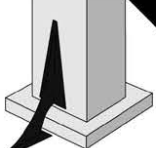
ENDLESS

CAP RAIL SCREW PATTERN



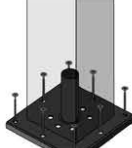
#10 X 3-1/2" Screws

OPTIONAL



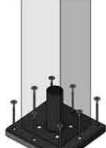
Not used in test but available

6X6 POST ANCHOR



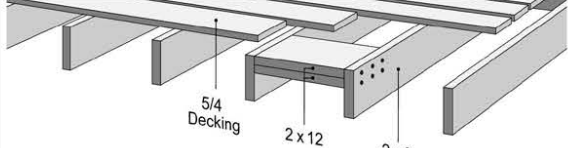
(8) #14 X 4" (6) 3/8" X 5"

4X4 POST ANCHOR



(8) #14 X 4" (4) 1/2" X 5"

BLOCKING



SPF - Spruce / Pine / Fir (12) #10 X 3-1/2" Screws